

EssilorLuxottica at a glance

MISSION

See more. Be more.

*Eliminate uncorrected poor vision
in one generation
by increasing awareness and access*



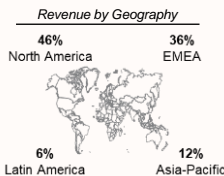
* since 2013

STRATEGY

Vision care	We create cutting-edge vision solutions aimed at correction, protection and prevention
Open model	We share our assets as a network company
Vertical integration	We cover each and every step of the value chain
Entrepreneurship	We take decisions faster thanks to our entrepreneurial mindset
Innovation	We raise the bar for the benefit of the entire industry
Quality	We differentiate on product and service quality at every price point
Sustainability	We keep our «Eyes on the Planet»

ASSETS¹

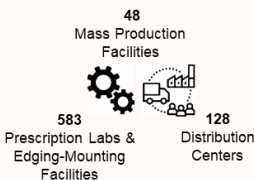
Global Footprint Balanced exposure



Brand portfolio All product & price ranges



Supply Chain Scale & Proximity




Innovation Top Spender in R&D



People Diversity



Go-to-market Multi/Omni-channel

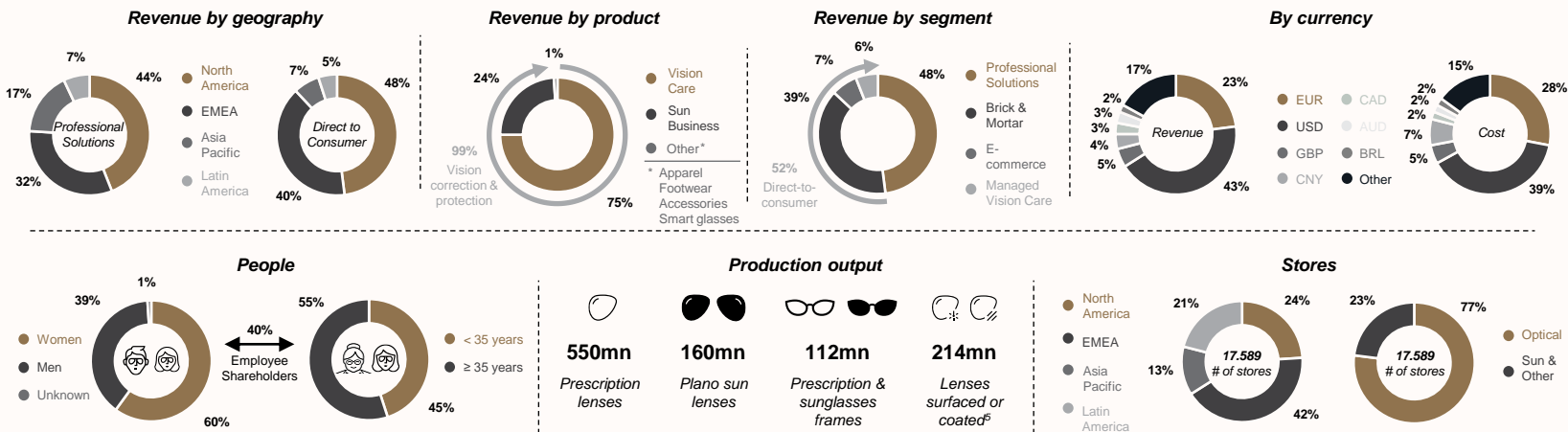


KEY FINANCIALS¹

€25.4bn Revenue	€4.2bn Operating Profit ²	16.5% Operating Margin ²	€2.9bn Group Net Income ²
--------------------	---	--	---

€2.4bn Free Cash Flow	€9.1bn Net Debt ³	6.0% Capex/Revenue	€3.95 Dividend per share ⁴
--------------------------	---------------------------------	-----------------------	--

PERFORMANCE INDICATORS¹



¹ 2023 data | ² Adjusted measures | ³ Incl. lease liabilities of €3.2bn | ⁴ Proposed | ⁵ Owned or partner laboratories